



ಬೃಹತ್ ಬೆಂಗಳೂರು ಮಹಾನಗರ ಪಾಲಿಕೆ
Bruhat Bengaluru Mahanagara Palike



BBMP COVID-19 WAR ROOM 11.11.2022



OVERVIEW OF COVID-19 IN BENGALURU



CASE TRENDS

ACTIVE CASES **1,599**

Confirmed Cases

37

18,75,504 #

Recovered Cases

31

18,56,915 #

Death Cases

0

16,990 #



HOSPITALIZATION

2

ICU – V

-

ICU

-

HDU

-

General

2

INCLUDES GOVT. QUOTA AND PRIVATE WALK-IN HOSPITALIZATION



VACCINATION

894

2,04,83,432 #

First Dose

170

96,78,382 #

Second Dose

518

94,81,224 #

Precaution Dose

206

13,23,826 #



TRIAGING

MTU

2

Tele Triage

33



ACTIVE CZs

0

MCZs (< 5 cases)

0

Clusters (> 5 cases)

0



TESTING

1,854

3,19,59,219 #

RAT

294

RTPCR

1,560

Positivity :4.86%

*FOR LAST 7 DAYS



ABSTRACT OF COVID-19 SCENARIO IN BENGALURU



	MALE			FEMALE			TRANSGENDER			TOTAL		
	Last 24 Hours	Last 7 Days	Cumulative	Last 24 Hours	Last 7 Days	Cumulative	Last 24 Hours	Last 7 Days	Cumulative	Last 24 Hours	Last 7 Days	Cumulative
Positive Cases	21	299	11,05,237	16	260	7,69,375	0	0	196	37	559	18,75,504
Recovered Cases	17	290	10,93,333	14	249	7,63,488	0	0	187	31	539	18,56,915
Death Cases	0	0	10,760	0	0	6,226	0	0	4	0	0	16,990
Total Tests Done	In Last 24 hrs. : 1,854			In last 7 days : 11,507			Cumulative : 3,19,59,219					
Vaccine Doses Administered	In Last 24 hrs. : 894			In last 7 days : 5,570			Cumulative : 2,04,83,432					
ACTIVE CASES									1,599			

*Covid deaths occurred today : 00 | Covid deaths occurred beyond last 24hrs., reported today : 00

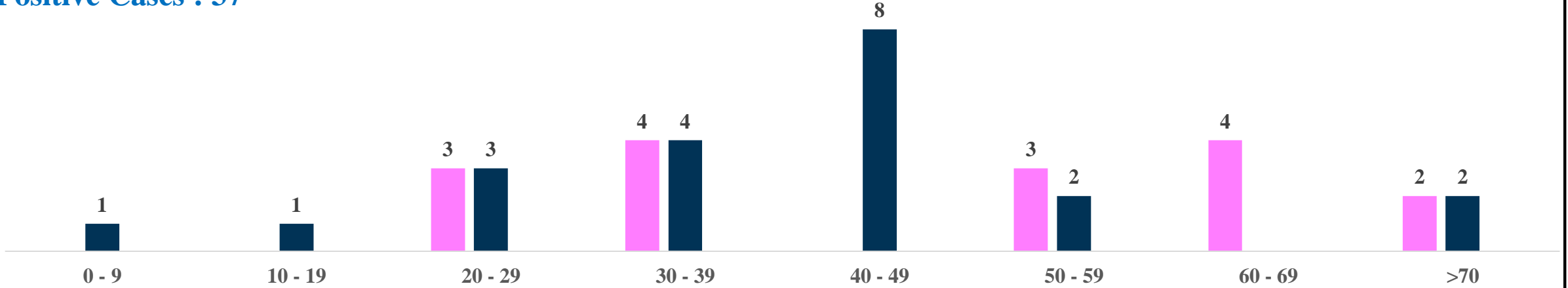


LAST 24 HOURS AGE GROUP AND GENDER WISE DISTRIBUTION



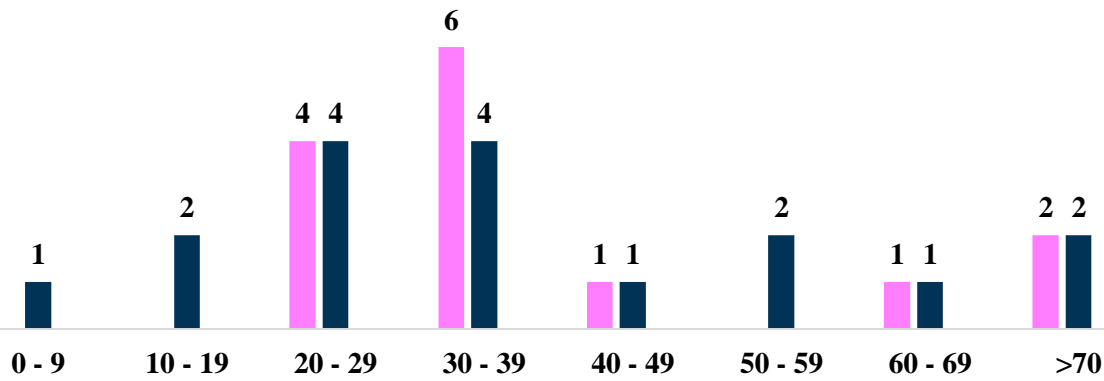
Positive Cases : 37

Female Male Transgender



Recovered Cases : 31

Death Cases : 0



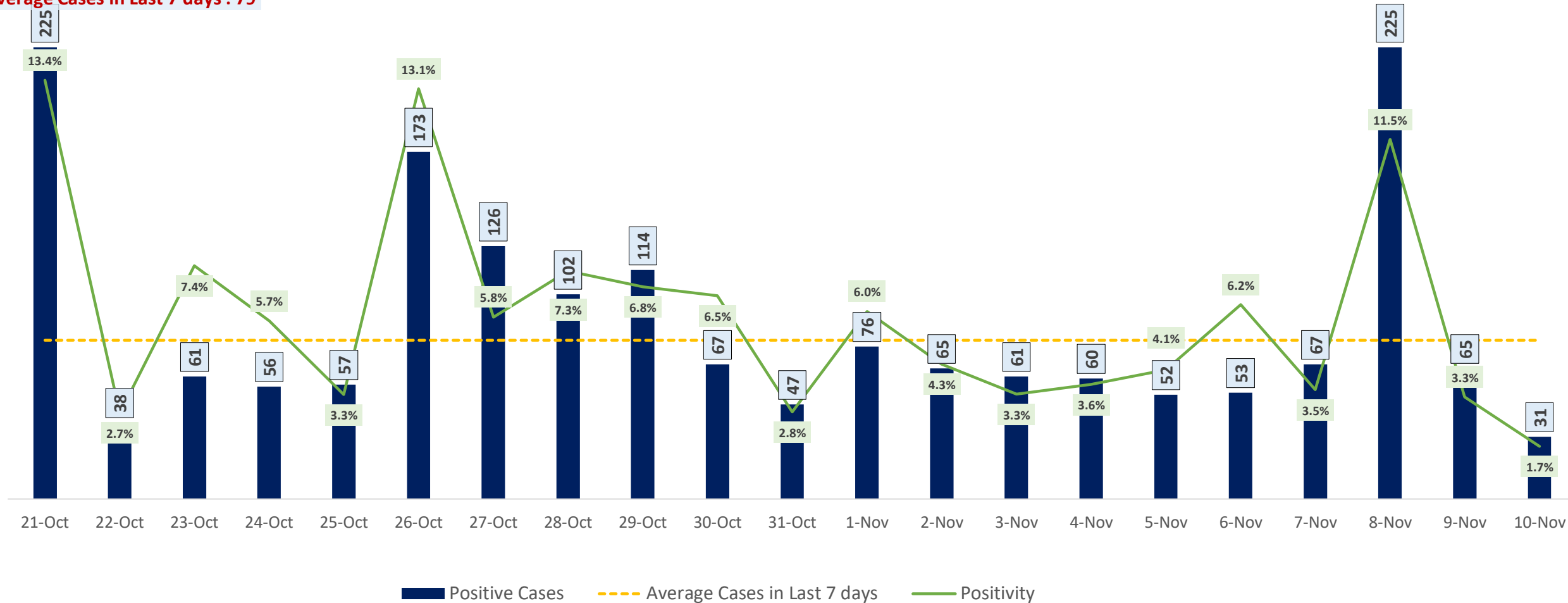
0 to 9 10 to 19 20 to 29 30 to 39 40 to 49 50 to 59 60 to 69 >=70



POSITIVITY RATE OF BENGALURU – LAST 21 DAYS



Average Cases in Last 7 days : 79

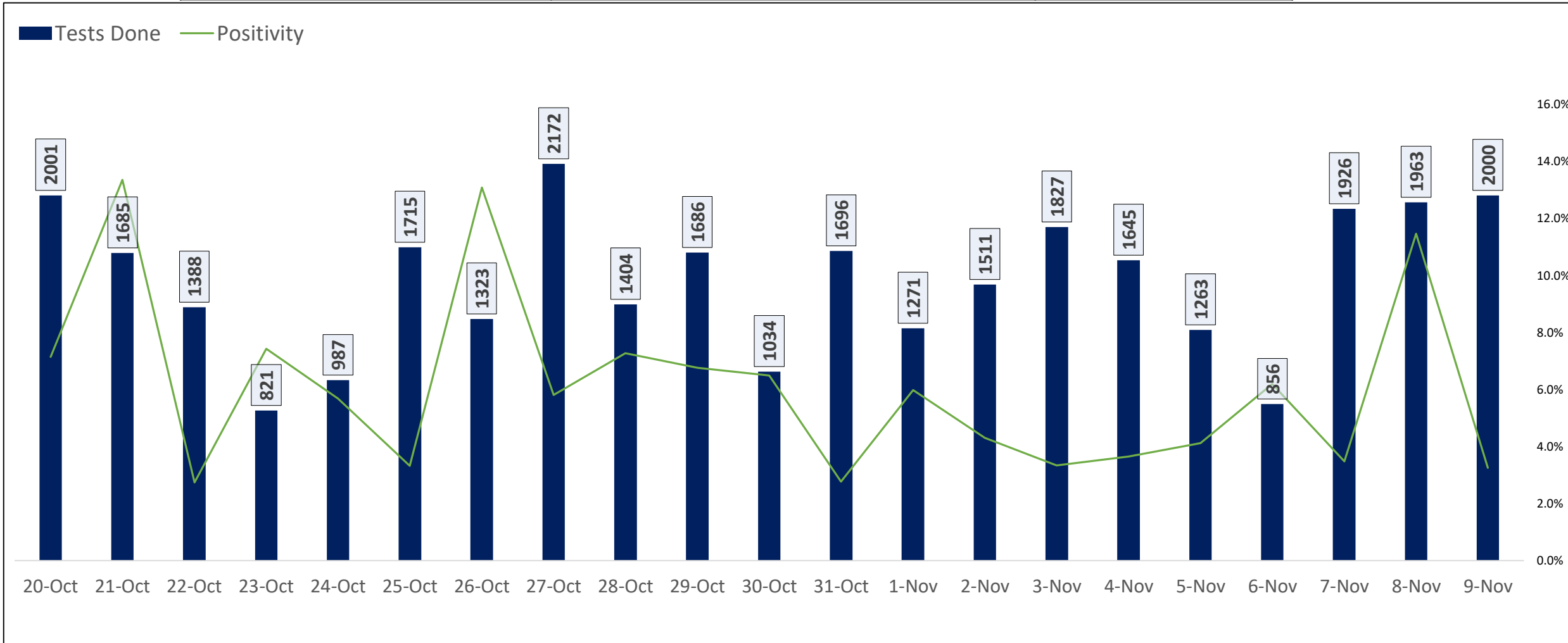




TESTING TRENDS IN BENGALURU

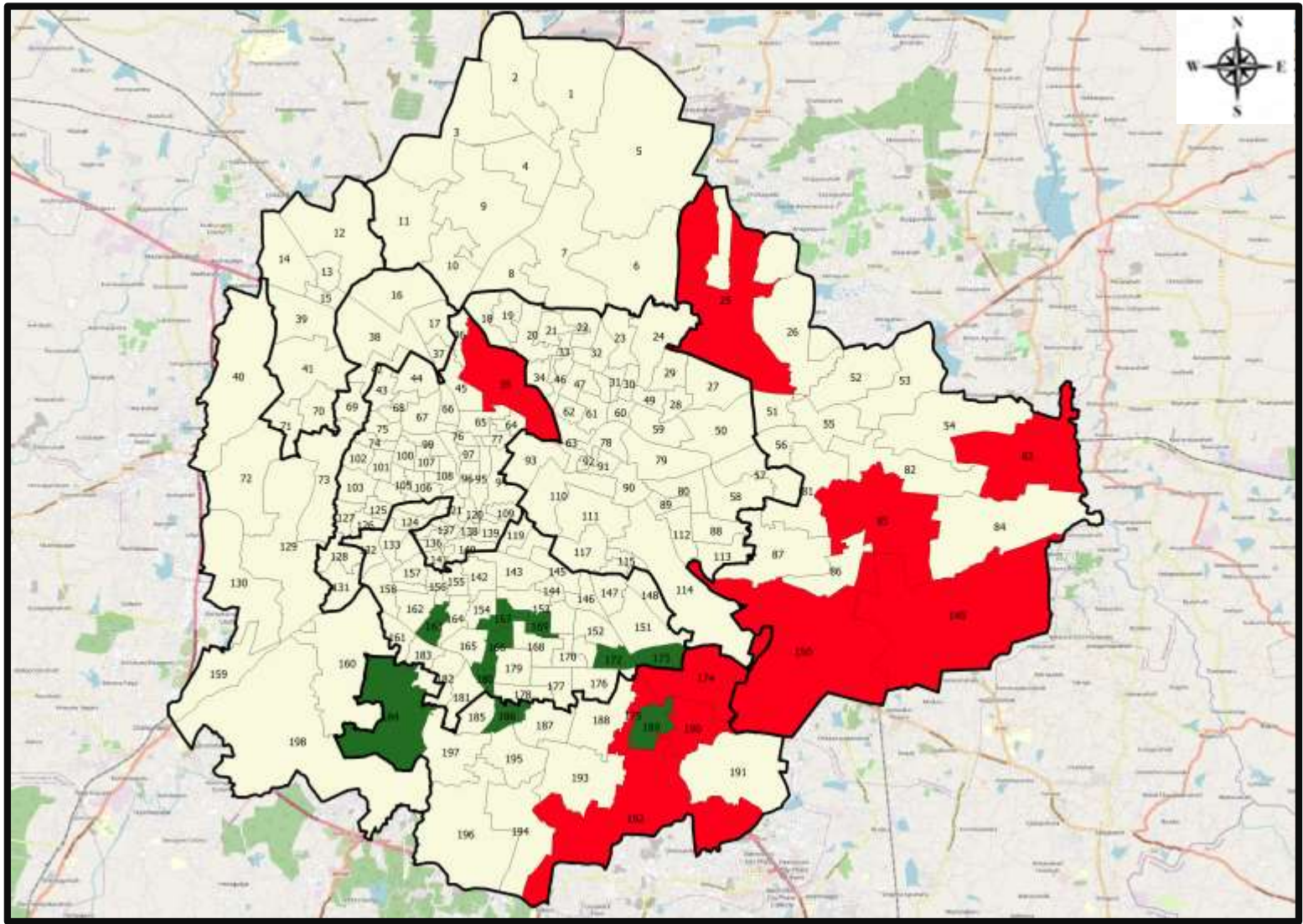


Total Test Conducted Till Date	Test Conducted Last 24 hours	Last 7 Days Average
3,19,59,219	1,854	1,664





BENGALURU URBAN MAP SHOWING TREND OF POSITIVE CASES IN LAST 7 DAYS



Top 10 wards reporting highest number of positive cases in last 10 days

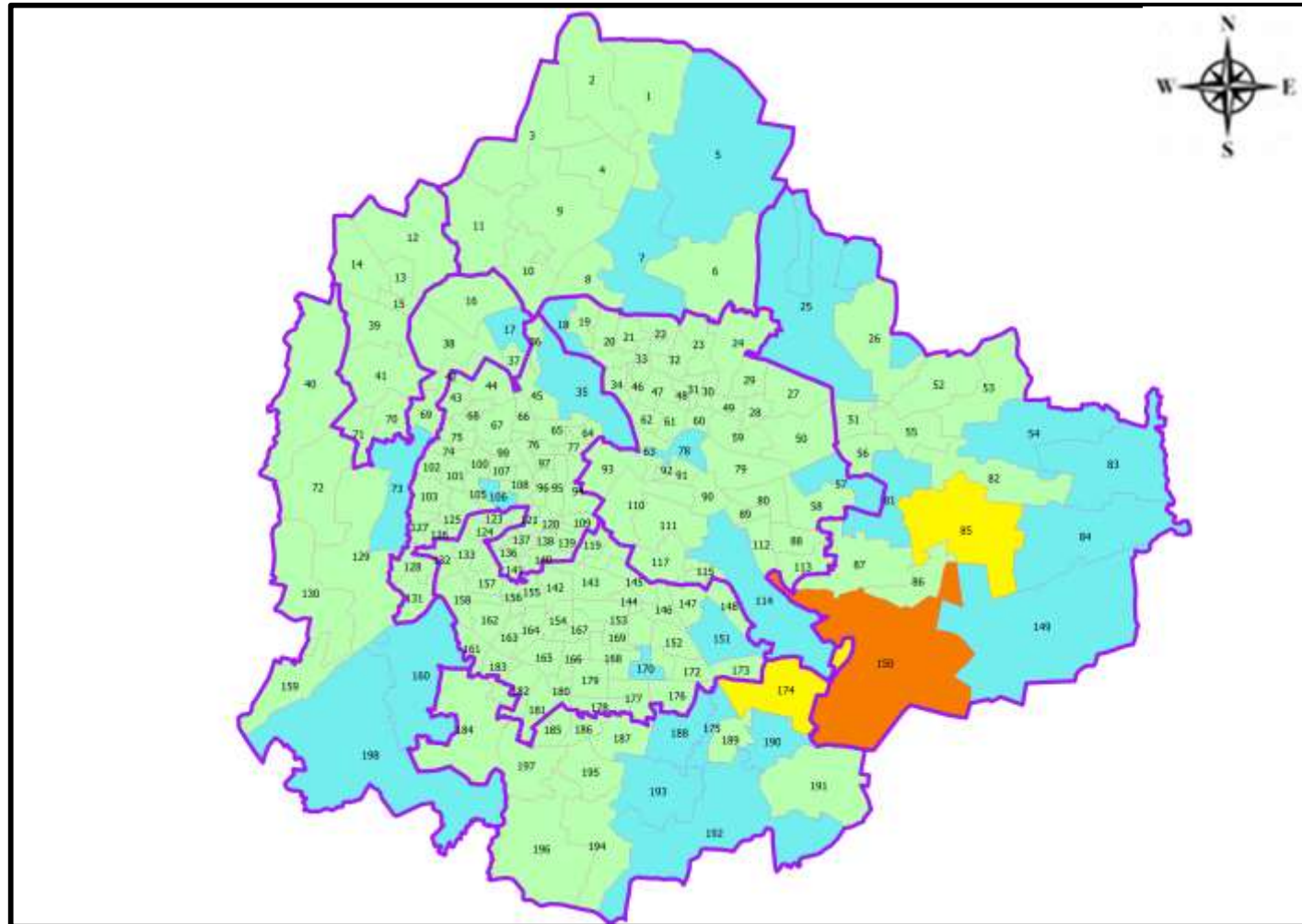
Ward No.	Ward Name	Daily Cases Average
150	Bellanduru	4
35	Aramane Nagar	2
85	Dodda Nekkundi	2
175	Bommanahalli	1
25	Horamavu	1
83	Kadugodi	1
192	Begur	1
149	Varthuru	1
174	HSR Layout	1
190	Mangammanapalya	1







Top 10 wards reporting least number of positive cases in last 7 days

Ward No.	Ward Name	Daily Cases Average
189	Hongasandra	0
186	Jaraganahalli	0
184	Uttarahalli	0
180	Banashankari Temple Ward	0
173	Jakkasandra	0
172	Madivala	0
169	Byrasandra	0
167	Yediyur	0
166	Karisandra	0
163	Katriguppe	0



BENGALURU MAP SHOWING INTENSITY OF POSITIVE CASES IN LAST 7 DAYS



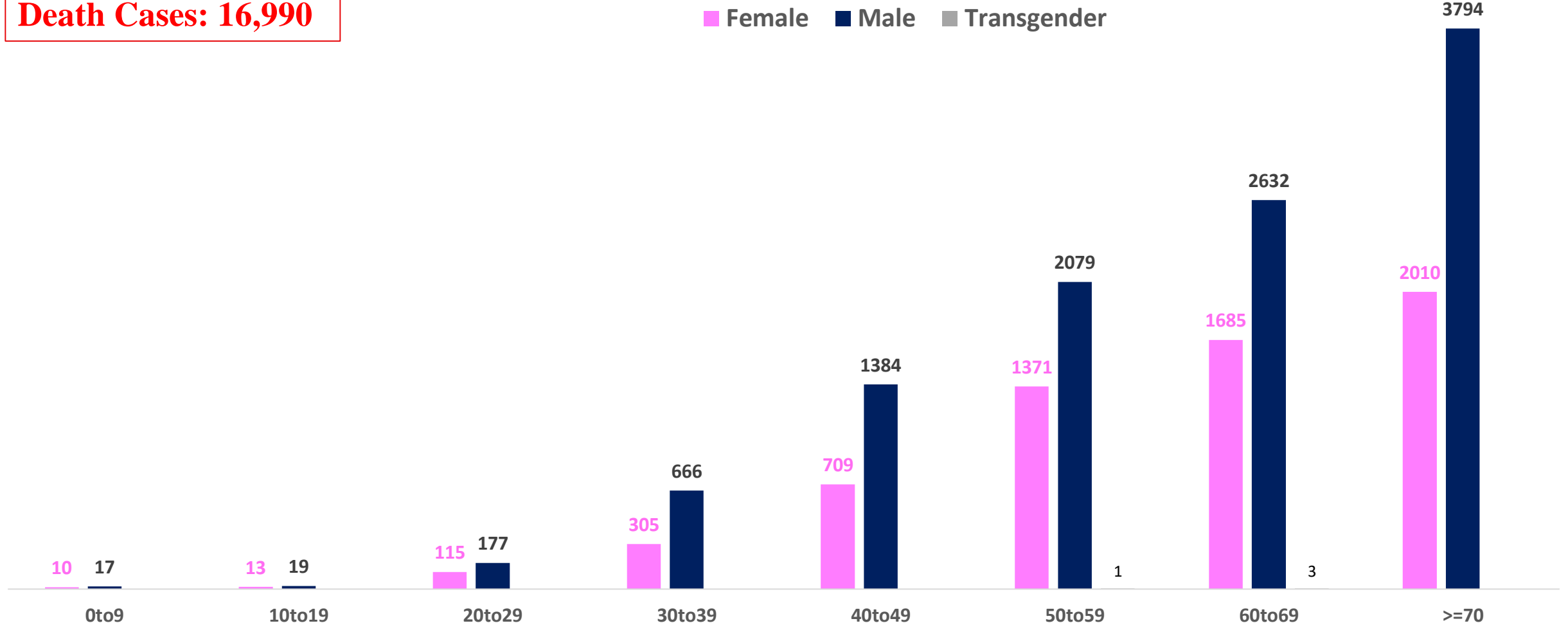
-  Level 1 : 0 to 3 Cases
-  Level 2 : 3 to 10 Cases
-  Level 3 : 10 to 20 Cases
-  Level 4 : 20 to 50 Cases
-  Level 5 : More than 50 Cases
-  Zone Boundaries



AGE AND GENDER WISE DISTRIBUTION OF DEATH CASES



Death Cases: 16,990





COVID-19 SCENARIO IN BENGALURU AND OTHER METROPOLITIAN CITIES



CITY NAME	Positive Cases	Active Cases	Recovered	Deceased	Vaccine Doses Administered
New Delhi	20,06,644	228	19,79,903	26,513	3,73,17,328
Bengaluru*	18,75,504	1,599	18,56,915	16,990	2,37,78,980
Mumbai	11,53,602	357	11,33,503	19,742	2,21,34,555
Chennai	7,92,922	205	7,83,647	9,070	1,13,96,462

Source : <https://dashboard.cowin.gov.in/> at 5:00pm (11.11.2022)
Source : <https://www.covid19bharat.org/> at 5:00pm (11.11.2022)

*includes BBMP & Bengaluru Urban



SNAPSHOT OF COVID-19 CASES IN BENGALURU URBAN



**Total Wards With
< = 5 Cases* :
175**

**Tests Conducted
on 10.11.2022:
1,854**

**Recovery
Rate*:
99.01%**

**Total
Active Cases :
1,593**

**Total Vaccinated
on 10.11.2022:
894**

**Positivity
Rate* :
4.86%**

**Active
Rate*:
0.09%**

**Case
Fatality Rate* :
0.00%**





*Total positive cases In the past 7 days

*CFR and positivity is for Past 7 days



ಬೃಹತ್ ಬೆಂಗಳೂರು ಮಹಾನಗರ ಪಾಲಿಕೆ
Bruhat Bengaluru Mahanagara Palike



Download BBMP Bulletin	https://apps.bbmpgov.in/covid19/mediabulletin.php
To register for vaccination :	https://selfregistration.cowin.gov.in/
BBMP COVID19 Dashboard:	https://apps.bbmpgov.in/covid19/
Follow us on:	 www.facebook.com/bbmp.comm1/
	 twitter.com/BBMPCOMM
	  BBMPSplHealth



Issued by:

**Honorable Chief Commissioner, BBMP
Special Commissioner Health & IT, BBMP
MD, Bengaluru Smart City Limited**

THANK YOU !

